



“Applying New Knowledge:
Learning & Transfer”

Child Care Training Consultants, LLC

ALASKA

**General Catalog and
Student Handbook**

2020 – 2021

EARLY CHILD CARE AND EDUCATION AND PROFESSIONAL DEVELOPMENT



Visit our website: www.childcaretrainingclasses.org

Email: childcaretrainingconsultants1@gmail.com

Business # (702)837-2434

M

e

S

S

a

g

e

Welcome

Welcome to Child Care Training Consultants, LLC – primary source for quality, approved trainings. The Early Childhood Education Workforce Trainer, and Training Registry for professional development are a key component for supporting, strengthening and enhancing the integrity of early childhood programs. Child care providers play an important role in child development, so it is our job to provide quality training courses with competency-based objectives!

Our training organization is recognized by the National Workforce Registry Alliance, is accredited by the International Association for Continued Education and Training (IACET), and approved by the Professional Development Registry System for selected states.

Our training courses provide learners with training hours and continuing education units (CEU) accepted locally, nationally, and globally!

Visit us online at www.childcaretrainingclasses.org and tell us how we can help—we're here for your success.

Business Description

Child Care Training Consultants, LLC

Child Care Training Consultants, LLC is an Educational Training Company that offers web-based professional growth training to professionals and specializes in early childhood development. The company offers registry approved clock hours and is accredited by the International Association for Continuing Education and Training (IACET) and issues the IACET CEU to learners. The company has been in effect since 2011, with Theresa Mapson-Vadala and Terri Brownell team teaching on-site training, in 2013 the company began its web-based training program. The Company President/CEO is Theresa Vadala, a ECE Master Trainer and Curriculum Developer for all Professionals and Specializes in Early Childhood Development Training for Preschool Teachers.

About the Trainer



Theresa Vadala, Ed.D. is a Curriculum and Instructional Designer/Trainer with over 30 years experience in the Early Childhood Education field. During that time she was a Preschool Teacher, Program Facilitator, Mental Health and Disabilities Coordinator, Program Director, College Instructor, and Business Owner. She continues to develop training courses for child care providers locally, nationally, and globally.

Goals, Vision & Mission

Goal/s

The goal of Child Care Training Consultants, LLC is to provide current research-based training by incorporating best practices and integration of new learning strategies for learners to connect new learning concepts to prior learning. This will be performed by alignment of all course design training content with *Five Essential Training Components*.

Five Essential Training Components

- 1) Alignment of instructional objectives to the training goal
- 2) Alignment of activities to instructional objectives
- 3) Alignment of assessments to Instructional objectives
- 4) Alignment of learning outcomes to instructional objectives
- 5) Alignment of the transfer of learning to instructional objectives

Vision

“Applying Knowledge: Learning & Transfer.”

Mission

“Child Care Training Consultants, LLC mission is to develop professional growth online training that include self-study guides with best practices and integration of new learning strategies and concepts for learners to connect to prior learning. This self-paced online delivery method enables us to reach and accommodate child care providers/educators across the nation with clock/contact hours and Continuing Education Units (CEU) to stay up to date with any changes in their field.

Contents

How to Register

Payment Methods

CEU's Calculations

Learning Environment and Support Systems

Learner Evaluation

ADDIE Instructional Model

Privacy Policy

Disclosure Policy

Non-Discrimination

Frequently Asked Questions

Alaska's Core Knowledge Areas and Core Competencies

CKA 1 Promoting Child Development and Learning

CKA 2 Building Family and Community Relationships

CKA 3 Observing, Documenting, and Assessing to Support Young Children and their Families

CKA 4 Using Developmentally Effective Approaches to Connect with Children and Families

CKA 5 Using Content Knowledge to Build Meaningful Curriculum

CKA 6 Becoming a Professional

Training Evaluation

How to Register:

On-line:

Register online for classes at www.childcaretrainingclasses.org

Go to the Child Care Training Tab

Click on the state you live in.

Click on the Grey boxes with Core Competencies.

The courses will appear. Select training course.

Add to cart and complete billing information.

Go to the My courses Tab on top.

Go to active courses, click on course title,

Go to Lessons, click on title.

Click on title again. A PDF PPT file will appear.

Read material, complete assignments, take quiz.

A certificate is generated and goes to your completed courses tab with successful completion of assignments/exercises and quiz.

Purchasing a Course for Another Person (COUPONS)

IMPORTANT: PLEASE READ FIRST! Due to compliance requirements, if you are purchasing the course(s) for others, you will need to purchase Course Coupon Code(s) for them. You will receive your code(s) at checkout. You can then send the code(s) to recipient(s). The recipient(s) must establish their own individual account to proceed with instruction and testing. If you purchase multiple codes, you will receive unique coupon codes for each item purchased. The recipient will be able to enter their unique coupon code at checkout. **EACH CODE CAN ONLY BE REDEEMED ONCE. NO REFUNDS OR EXCHANGES ON COURSE COUPON CODES. COUPONS EXPIRE AFTER 90 DAYS.**

Buy Course Coupons

IMPORTANT: PLEASE READ FIRST!

In order to proceed to purchase Course Coupons for persons other than yourself, YOU MUST HAVE THEIR EMAIL ADDRESS at time of purchase.

If you do not have the email address(s) of the intended recipients, STOP NOW and complete your order when they are available.

COUPON CODES ARE NON-TRANSFERABLE ONCE PURCHASED

Due to compliance requirements, if you are purchasing the course(s) for others, you will need to purchase Course Coupon Code(s) for them. You will receive your code(s) at checkout. You can then send the code(s) to recipient(s). The recipient(s) must establish their own individual account to proceed with instruction and testing. If you purchase multiple codes, you will receive unique coupon codes for each item purchased. The recipient will be able to enter their unique coupon code at checkout. **EACH CODE CAN ONLY BE REDEEMED ONCE. NO REFUNDS OR EXCHANGES ON COURSE COUPON CODES PURCHASED. CODES EXPIRE AFTER 90 DAYS. COUPON CODES ARE NON-TRANSFERABLE.** (Quantity can be edited in the next page)

2 Hour Course Coupon

\$12.00

Add to cart

3 Hour Course Coupon

\$15.00

Add to cart

Instructions for Purchasing for Multiple Students

If you are purchasing courses for **multiple students** please ensure that you choose “**Gift store credit to someone else**” and select the “**Send to different people**” option at the “**Store Credit Receiver Details**” section of the **checkout page**. You must enter the **students valid email address** at this time. If you do not have the email address(s) of the intended recipients, STOP NOW and complete your order when they are available.

Store Credit Receiver Details

Your order contains store credit. What would you like to do?

Send store credit to me

Gift store credit to someone else

Send to one person Send to different people

\$12.00

Message...

\$12.00

Message...

Select the Core Competency area you wish to study and click on it. Browse through the selections below and when you find the class you need, Click the “Add To Cart” button and make payment online. You can pay for as many classes as you need, just click on “Continue Shopping”. Once you hit the ‘View Cart’ button, do NOT close your browser, do NOT hit the back button. WAIT for the checkout page to appear. You will be redirected to the checkout page automatically. If you have previously registered on our site and need to buy additional courses, just purchase what you need and when you arrive at the registration page, just click the “my courses” links.

Payment Methods

Training fees are based on clock hours. One clock hour equals 60 minutes of facilitated instructional time. All classes must be paid in advance.

Training Fees

\$10.00 per person/class
(1 clock hour)

\$12.00 per person/class
(2 clock hours)

\$15.00 per person/class
(3 clock hours)

We accept Visa, Master Card Debit/Credit Cards



**For purchase orders or checks please call (702)837-2434

For any questions or tech support

Contact Information:

Child Care Training Consultants, LLC

Theresa Vadala, Ed.D (702)837-2434

Email: childcaretrainingconsultants1@gmail.com

www.childcaretrainingclasses.org

CEU's Calculation

Purpose of Policy

1. To articulate a clear, consistent policy for verifying and acknowledging legitimate CEUs.
2. To eliminate the potential to acknowledge non-accredited CEUs on Learning Records.

Policy

Child Care Training Consultants, LLC acknowledges that CEUs are delivered by organizations that have current accreditation through the International Association for Continuing Education and Training (IACET)

Roles and Responsibilities

Trainers/Training Organizations:

- Responsible for attaining and maintaining current IACET accreditation
- Responsible for including these items on CEU certificates
 - IACET accreditation logo on CEU certificates in compliance with IACET guidelines
 - Participant's Name
 - Title of the training
 - Date the training was completed
 - Total number of CEUs
 - The name of the trainer/organization who delivered the training
 - Requirements may vary state to state

Individuals/Practitioners:

Not sure if you need CEUs? The best thing to do is ask your child care licensor, the Department of Education or other appropriate authority organization. In most cases clock hours are acceptable, but you should check into your specific situation for details.

What is the difference between child care training hours and a CEU?

Whereas a Continuing Education Unit (CEU) is a measure used in continuing education programs, particularly those required in a licensed profession in order for the professional to maintain the license, child care training hours are simply that; the number of hours that a particular training or workshop was held.

Examples

Examples of individuals who need CEUs include architects, engineers, educators, nurses, mental health professionals, and social workers. Generally, a CEU is defined as ten hours of participation in a recognized continuing education program, with qualified instruction and sponsorship.

CEU records are widely used to provide evidence of completion of continuing education requirements mandated by certification bodies, professional societies, or governmental licensing boards. The records also provide employers with information on training pertinent to particular occupations.

The Continuing Education Unit – How to Calculate CEUs

One (1) Continuing Education Unit (CEU) equals ten (10) contact hours of learner interaction with the content of the learning activity, which includes classroom, self-paced instruction, pre/post assignments, and/or homework in support of a learning outcome.

A contact hour is one clock hour of interaction between a learner and instructor, or between a learner and materials, which have been prepared to cause learning. Contact implies a connection between a learner and a learning source. For purposes of the CEU, that connection is two-way; that is, the instructor or learning source must monitor the learner's progress and/or provide some form of feedback to the learner. This definition applies for face-to face interaction as well as distance learning programs. The CEU should not be awarded for learning activities in which individuals are engaged in unplanned, unsupervised, or non-sponsored learning.

Counting Hours toward CEU

When calculating the number of CEUs for a course, the number of contact minutes must be totaled and divided by 60 to arrive at the number of contact hours. Total contact hours must then be divided by 10 to obtain the number of CEUs. CEUs must be expressed in tenths of a CEU; that is; 17 contact hours equate to 1.7 CEU; a three contact hour program equates to .3 CEU.

Contact hours of continuing education are calculated as follows:

1 contact/clock hour = 60 minutes of instruction = 0.1 CEU

10 contact hours = One continuing education unit (CEU) 1.0 CEU

1 contact/clock hour	=	60 minutes of instruction = 0.1 CEU
2 contact/clock hours	=	120 minutes of instruction = 0.2 CEU
3 contact/clock hours	=	180 minutes of instruction = 0.3 CEU
4 contact/clock hours	=	240 minutes of instruction = 0.4 CEU
5 contact/clock hours	=	300 minutes of instruction = 0.5 CEU
6 contact/clock hours	=	360 minutes of instruction = 0.6 CEU
7 contact/clock hours	=	420 minutes of instruction = 0.7 CEU
8 contact/clock hours	=	480 minutes of instruction = 0.8 CEU
9 contact/clock hours	=	540 minutes of instruction = 0.9 CEU
10 contact/clock hours	=	600 minutes of instruction = 1.0 CEU

Learning Environment and Support Systems

Technology Requirements

In order to have the best learning experience, the student's internet access and computer system should meet or exceed the following minimum requirements:

Internet Access – High-speed internet (DSL, 4G or faster) is needed in order to stream any videos a course may have

Computer – Any computer capable of running a modern browser

Mobile Device – Any Android or Apple phone or tablet with a modern browser

Browser – Google Chrome, Safari, Mozilla Firefox, or Microsoft

Customer Service and Student Support

In order to provide a high-quality learning experience, all students have access to support staff and Trainer to answer any and all questions regarding the course in which they are enrolled. This includes technical and course material questions. Our staff is available for assistance by phone (702) 837-2434 at the following times:

Monday – Thursday: 9 AM – 5 PM (PST)

Friday: 9 AM – 12 PM (PST)

Students can submit questions via email to childcaretrainingconsultants1@gmail.com 24/7. Emails will be responded to within 24 hours.

Adapted from the work of Baume, D. (2008). FirstWords: Giving Feedback to Students, Oxford Centre for Staff and Learning Development. Oxford: Oxford Brookes University.

Learner Assessment

Online Assessment

An online assessment is given after each respective course 20-25 question assessment/quiz at the end of the course. Learner must receive a 70% or higher to receive certificate of completion. Learner has unlimited attempts to complete and pass assessment/quiz.

If the student fails, random questions will generate from a *question bank* that is a mix of new and repeated questions in a random order. If a question is wrong, at the end of the test, the missed questions provide an explanation of the correct answer.

On-line Assessment

- Reflective Essays
- Questions/Answers Session
- Multiple Choice/True and False Questions/Fill in the Blank Quiz
- Self-Study Guide
- Exercises

On-Site Assessment

- Questioning/Open-ended
- Skill Practice
- Small/Large Group Discussion
- Observation
- Role-Play
- Hands-on
- Reflection
- Modeling

Certificate of Completion

Online Classes

After successful completion of the quiz, learners can go to www.childcaretrainingclasses.org and log in to their account. Under the "My Completed Course" tab, certificates are available to view and print after successful completion of assignments and quiz.

On-site Classes

Learners will receive a certificate of completion at the end of the class provided they are in the class for the duration of the training.

ADDIE Model (Instructional Design)

The ADDIE model is the process traditionally used by instructional designers and training developers. The five phases—Analysis, Design, Development, Implementation, and Evaluation—represent a dynamic, flexible guideline for building effective training and performance support tools.

Phase 1: Analysis

In the analysis phase, instructional problem is clarified, the instructional goals and objectives are established and the learning environment and learner's existing knowledge and skills are identified. Below are some of the questions that are addressed during the analysis phase:

- Who is the audience and their characteristics?
- Identify the new behavioral outcome?
- What types of learning constraints exist?
- What are the delivery options?
- What are the online pedagogical considerations?
- What is the timeline for project completion?



Phase 2: Design

The design phase deals with learning objectives, assessment instruments, exercises, content, subject matter analysis, lesson planning and media selection. The design phase should be systematic and specific. Systematic means a logical, orderly method of identifying, developing and evaluating a set of planned strategies targeted for attaining the project's goals. Specific means each element of the instructional design plan needs to be executed with attention to details.

These are steps used for the design phase:

- Documentation of the project's instructional, visual and technical design strategy
- Apply instructional strategies according to the intended behavioral outcomes by domain (cognitive, affective, psychomotor).
- Create storyboards
- The user interface and user experience
- Prototype creation
- Apply visual design (graphic design)

Phase 3: Development

The development phase is where the developers create and assemble the content assets that were created in the design phase. Programmers work to develop and/or integrate technologies. Testers perform debugging procedures. The project is reviewed and revised according to any feedback given.

Phase 4: Implementation

During the implementation phase, a procedure for training the facilitators and the learners is developed. The facilitators' training should cover the course curriculum, learning outcomes, method of delivery, and testing procedures. Preparation of the learners include training them on new tools (software or hardware), student registration. This is also the phase where the project manager ensures that the books, hands on equipment, tools and software are in place, and that the learning application or Web site is functional.

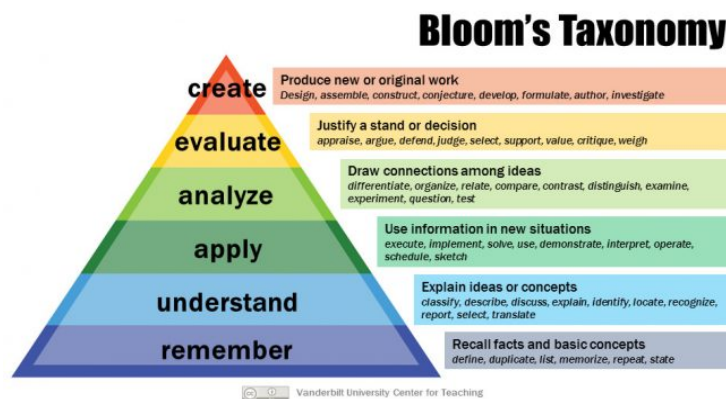
Phase 5: Evaluation

The evaluation phase consists of two parts: formative and summative. Formative evaluation is present in each stage of the ADDIE process. Summative evaluation consists of tests designed for domain specific criterion-related referenced items and providing opportunities for feedback from the users.

Bloom's Taxonomy Framework for Writing Objectives

The Revised Blooms Taxonomy Framework is used to develop learning objectives in order to promote higher forms of thinking in education, such as analyzing and evaluating concepts, processes, procedures, and principles. The main purpose of the taxonomy is to allow educators to create learning outcomes that target not only the subject to be taught but the depth of the learning that is to occur, as well as to then create assessments that accurately report on the students' progress towards these outcomes.

Bloom's taxonomy is separated into three domains: the cognitive, the affective, and the psychomotor. Within these domains are hierarchies composed of action verbs that correspond to different levels/depths of thinking. For the purpose this course design the cognitive domain is used as it is focused on intellectual skills such as critical thinking, problem solving, and creating a knowledge base. Blooms Taxonomy of action verbs on listed on the following page.



The learners objectives are based on Bloom's Taxonomy cognitive domain. The training activities, assessment, the transfer of learning and learning outcomes are aligned with the objectives.

Bloom's Taxonomy Revised

Bloom's Taxonomy was developed in the 1950's and is still used today to categorize ways of learning and thinking. A revised model was developed in the 1990's to better fit educational practices of the 21st century, the nouns have been changed to verbs.

Taxonomy of Cognitive Objectives

- 1950s- developed by Benjamin Bloom
- Means of expressing qualitatively different kinds of thinking
- Been adapted for classroom use as a planning tool
- Continues to be one of the most universally applied models
- Provides a way to organize thinking skills into six levels, from the most basic to the more complex levels of thinking
- 1990s- Lorin Anderson (former student of Bloom) revisited the taxonomy

Bloom's Taxonomy	
Original (1956)	Revised (2001)
Evaluation	Creating
Synthesis	Evaluating
Analysis	Analyzing
Application	Applying
Comprehension	Understanding
Knowledge	Remembering
Noun	Verb
<p>Thinking is an active process and verbs describe actions. Knowledge does not describe a category of thinking and was replaced with Remembering. Comprehension and synthesis were retitled to Understanding and Creating, respectively, to better reflect the nature of thinking for each category.</p> <p>One can be critical without being creative (i.e., judge an idea and justify choices) but creative production often requires critical thinking (i.e., accepting and rejecting ideas on the path to creating a new idea, product or way of looking at things).</p>	

The Knowledge Dimension

- Factual
- Conceptual
- Procedural
- Metacognitive

Bloom's Taxonomy

Level 1: Remembering: Exhibit memory or previously learned material by recalling facts, terms, basic concepts, and answers.

Level 2: Demonstrate: Show an understanding of facts and ideas by organizing, comparing, translating, interpreting, giving descriptions, and stating main ideas.

Level 3: Applying: Solve problems to new situations by applying acquired knowledge, facts, techniques and rules in a different way.

Level 4: Analyzing: Examine and break information into parts by identifying motives and causes. Make inferences and find evidence to support generalizations.

Level 5: Evaluating: Present and defend opinions by making judgments about information, validity or ideas, or quality of work based on a set of criteria.

Level 6: Creating: Compile information together in a different way by combining elements in a new pattern or proposing alternative solutions.

What are Objectives?

In general, objectives are more specific and easier to measure than goals. Objectives are basic tools that underlie all planning and strategic activities. They serve as the basis for creating policy and evaluating performance. Objectives are specific, measurable steps that can be taken to meet the goal.

Objectives are:

Specific Clearly defined

Measurable to be measured

Attainable Achievable

Relevant Closely connected or appropriate to matter

Time-frame A period of time

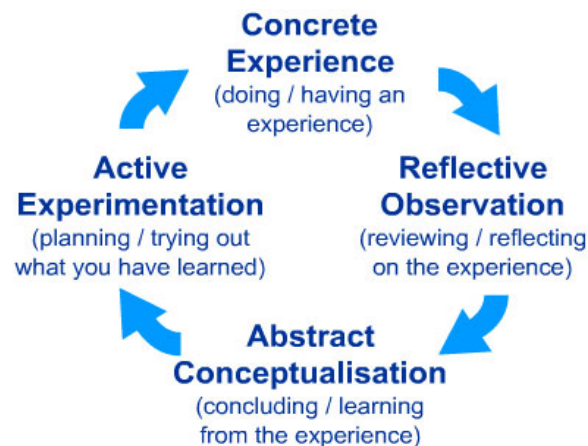
EXAMPLE:

The teacher will be able to write a comprehensive action plan, given the Guidebook to read within 45 minutes with 0 errors.

Kolb: The Experiential Learning Cycle

David Kolb published his learning styles model in 1984 from which he developed his learning style inventory. Kolb's experiential learning theory works on two levels: a four stage cycle of learning and four separate learning styles. Much of Kolb's theory is concerned with the learner's internal cognitive processes.

Kolb states that learning involves the acquisition of abstract concepts that can be applied flexibly in a range of situations. In Kolb's theory, the impetus for the development of new concepts is provided by new experiences. "Learning is the process whereby knowledge is created through the transformation of experience" (Kolb, 1984, p. 38). Kolb's experiential learning style theory is typically represented by a four stage learning cycle in which the learner *touches all the bases*:



- 1. Concrete Experience** – A new experience or situation is encountered, or a reinterpretation of existing experience.
- 2. Reflective Observation** – Learner consciously reflects back on that experience.
- 3. Abstract Conceptualization** - Reflection gives rise to a new idea, or a modification of an existing abstract concept.
- 4. Active Experimentation** - The learner applies experience to the world around them to see the results.

Kolb (1974) views learning as an integrated process with each stage being mutually supportive of and feeding into the next. It is possible to enter the cycle at any stage and follow it through its logical sequence. However, effective learning only occurs when a learner is able to execute all four stages of the model. Therefore, no one stage of the cycle is an effective as a learning procedure on its own.

Kolb, D. A. (1984). *Experiential learning: Experience as the source of learning and development* (Vol. 1). Englewood Cliffs, NJ: Prentice-Hall.

Learning Outcomes

Learning outcomes are statements that describe significant and essential learning that learners have achieved, and can reliably demonstrate at the end of a course or program. Learning outcomes identify what the learner will know and be able to do by the end of a course or program.

Characteristics of Learning Outcome Statements

Learning outcomes should:

- reflect broad conceptual knowledge and adaptive vocational and generic skills
- reflect essential knowledge, skills or attitudes;
- focus on *results* of the learning experiences;
- reflect the desired end of the learning experience, not the means or the process;
- represent the *minimum* performances that must be achieved to successfully complete a course or program;
- answer the question, "Why should a student take this course anyway?"
- Learning outcomes statements may be considered to be exit behaviors.

Learning Outcomes Written at the Course Level

- state clear expectations - learners know what they have to do to demonstrate that they have achieved the learning outcomes
- represent culminating performances of learning and achievement;
- describe performances that are *significant, essential, and verifiable*, preferably state only ONE performance per outcome;
- refer to learning that is *transferable*; transfer of learning that enables individuals to transfer new skills and knowledge from a learning environment into their habitual daily behaviors in the workplace.
- have a number of different ways to achieve the outcome.
- reflect the overriding principles of equity and fairness and accommodate the needs of diverse learners.
- represent the minimal acceptable level of performance that a student needs to demonstrate in order to be considered successful.

Adapted from Center of Teaching Support & Innovation. (2017). Retrieved from <http://teaching.utoronto.ca/teaching-support/course-design/developing-learning-outcomes/characteristics-of-good-learning-outcomes/>

Adult Learning Principles

Malcolm Shepherd Knowles was an American educator well known for the use of the term *Andragogy* as synonymous to adult education. According to Malcolm Knowles, andragogy is the art and science of adult learning. Knowles identified 5 assumptions of Adult learners;

- **Self-Concept** - As a person matures his/her self concept moves from one of being a dependent personality toward one of being a self-directed human being.
- **Adult Learner Experience** - As a person matures he/she accumulates a growing reservoir of experience that becomes an increasing resource for learning.
- **Readiness to Learn** - As a person matures his/her readiness to learn becomes oriented increasingly to the developmental tasks of his/her social roles.
- **Orientation to Learning** - As a person matures his/her time perspective changes from one of postponed application of knowledge to immediacy of application. As a result his/her orientation toward learning shifts from one of subject- centeredness to one of problem centeredness.
- **Motivation to Learn** - As a person matures the motivation to learn is internal

Knowles' 4 Principles of Andragogy

- Adults need to be involved in the planning and evaluation of their instruction.
- Experience provides the basis for the learning activities.
- Adults are most interested in learning subjects that have immediate relevance and impact to their job or personal life.
- Adult learning is problem-centered rather than content-oriented.

Knowledge and Competency Framework

Knowledge and competency frameworks outlines what early childhood professionals need to know and what they need to do when delivering quality care. The National Association for the Education of Young Children's Workforce Designs (2008) recommends educator competencies for all early childhood professionals regardless of role or work setting. The policies regarding standards must include language that ensures alignment integrated with licensing and certification requirements across state agencies.

The training content for professional development align with each state's knowledge and competency area framework. The content presents comprehensive descriptions of the skills, knowledge, and the competencies that childcare professionals need to support learning and professional development. The training content also reflects cultural diversity and inclusion, including children with special needs or developmental delays and addresses the enhancement of family engagement.

Evaluate

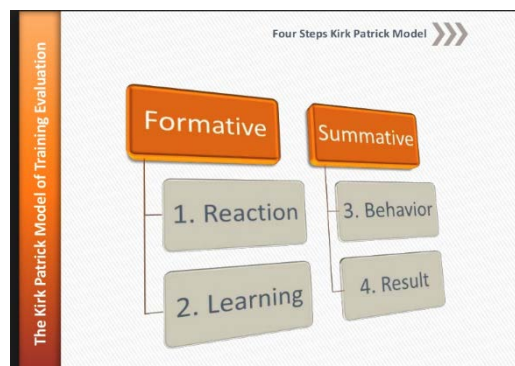
The evaluation phase consists of two parts: formative and summative. Formative evaluation is present in each stage of the ADDIE process. Summative evaluation consists of tests designed for domain specific criterion-related referenced items and providing opportunities for feedback from the users.

Kirkpatrick's Training Evaluation Model

Kirkpatrick's Training Evaluation Model is used as part of the Evaluation Phase of the ADDIE Model. This evaluation model helps to objectively analyze the effectiveness and impact of the training, so that you can improve it in the future. The four levels are;

1. Reaction: Did the participants react positively to the program?
2. Learning: Did the participants learn the skills taught in the program?
3. Behavior: Did the participants' behavior on the job change as a result of the program?
4. Results: Did the change in behavior affect the organization positively?

The first two levels are formative assessments. The third and fourth levels are summative assessments. For the purpose of this course design, formative evaluations are used. Summative evaluations are long term and typically done in the classroom.



Privacy Policy

This policy explains our online information practices in which your information is collected and used. In your continued use of our website www.childcaretrainingclasses.org you are accepting the practices described in this Privacy Policy.

Privacy

This policy applies to all information collected or submitted on websites operated by Child Care Training Consultants, LLC. Information submitted to purchase products, register to receive materials or take courses.

Information Storage

We collect non-personally identifiable information about you in a number of ways, including tracking your activities through your IP address, computer settings, or most-recently visited URL. We store all information that you enter into our Web site in wordpress.org Learning Management System (LMS). Wordpress LMS contains reports, active courses analysis, grading, certificate templates, training courses, and general information such as; name, home address, email, and phone number. Personal credit card information is collected through authorize.net associated with Nevada State Bank.

Information Use

Personal information of participants provided to Child Care Training Consultants, LLC, services is used solely for the purpose of administering Services as outlined under this Acknowledgment and in connection with reporting to state and federal agencies or workforce registries. Emails from us may be used to send current information regarding new training courses or resources listed. Participants may opt-out from receiving emails from us.

Data Security

To prevent unauthorized access, maintain data accuracy, and ensure the correct use of information, we use appropriate industry standard security measures, including physical, electronic, and managerial procedures, to safeguard and secure the information we collect online. While there is no such thing as "perfect security" on the Internet, we will take all reasonable steps to ensure the safety of your personal information.

Privacy Policy Changes

This Privacy Policy will change periodically as we continue to grow, so be sure to review it often to ensure that you understand it thoroughly. All changes to the Privacy Policy, including those that affect how personal information is used, will be posted in this policy for your review.

Information Updates

You can access all personally identifiable information that we collect online and maintain by sending an email to childcaretrainingconsultants1@gmail.com or calling us during normal business hours at 1.702.837.2434. We use this procedure to safeguard your information. To the extent that the information you provide us is also stored in other databases, we cannot always ensure that such corrections or deletions will reach the other databases. We will use all reasonable efforts to ensure that your information is removed from or corrected in our records. You can correct factual errors in your personally identifiable information by sending us a request that credibly shows error. To protect your privacy and security, we will also take reasonable steps to verify your identity before granting access or making corrections.

Choice / Opt-Out

You may opt-out of receiving communications from our partners, and from us, by either sending us an email to childcaretrainingconsultants1@gmail.com or calling us during normal business hours (Monday – Friday 9a.m. -5:00p.m.) at 1.702.837.2434.

Public Forums

This site may create chat rooms, forums, message boards, and/or news groups available to its users. Any information that is disclosed in these areas becomes public information. Child Care Training Consultants, LLC. is not responsible for the privacy of such information disclosed in those locations, so please exercise caution when deciding to disclose your personal information or comments in those locations.

Learner Records

Learner records are stored in the LMS. The learning Management System (LMS) delivers and manages instructional content, student registration, online course administration, and assessment of student work. Certificates of completion are provided to students after successful completion of the assessment. Training and student reports are available for review on the LMS. The Providers' name and address, learner's name and/or unique identification, learning event title, completion date of the learning event, and number of clock hours awarded. CEU's will be included once approved by IACET Accreditation.

Learning Management System (LMS)

Our teaching coursework is run through WordPress and the Sensei plugin to create courses, assessment methods, and payment methods. The Sensei is the WordPress Learning Management System.

Contact Us

If you have questions or concerns about our Privacy Policy, the practices of this site, or your dealings with this site, please call us at (702) 837-2434 or send us an email.

Child Care Training Consultants, LLC.

Website: www.childcaretrainingclasses.org

Email: childcaretrainingconsultants1@gmail.com

Theresa Vadala, Ed. D.

Release of Information

Use this form to authorize the release of your contact information.

Name: _____ Registry ID#: _____

Phone Number: _____ Email Address: _____

By signing below, I grant Child Care Training Consultants, LLC permission to release my name and contact information to organizations that may need to notify me of upcoming events, and special events, etc.

Note: As policy, Child Care Training Consultants, LLC does not release any personal information about members. We implement a variety of security measures to maintain the safety of your personal information when you enter, submit, or access your personal information in the portal.

Signature: _____ Date: ____/____/____

FAX or email this form to:
Child Care Training Consultants, LLC.
8124 Dancing Bull Ct.
Las Vegas NV 89139
Email: childcaretrainingconsultants1@gmail.com
FAX (702)837-2434

Disclosure Policy

This policy is valid from 29 July 2017

The owner(s) of the blog on the website is not compensated to provide opinion on products, services, websites and various other topics. The views and opinions expressed on this blog are purely the blog owners. If we claim or appear to be experts on a certain topic or product or service area, we will only endorse products or services that we believe, based on our expertise, are worthy of such endorsement. Any product claim, statistic, quote or other representation about a product or service should be verified with the manufacturer or provider.

This blog does not contain any content which might present a conflict of interest. The owner(s) of this blog will never receive compensation in any way from this blog. This blog is a personal blog written and edited by me. For questions about this blog, please contact childcaretrainingconsultants1@gmail.com

To get your own policy, go to <http://www.disclosurepolicy.org>

Public Non-Discrimination Notice

Simulated Workplace programs must provide information to applicants, participants, contractors, beneficiaries, and other interested parties regarding the rights of individuals. Methods of providing this information include publication in handbooks, manuals, pamphlets, application materials, posters, etc. Simulated Workplace site's Public Non-discrimination Notice should be found on a variety of publications including brochures, applications, catalogs, handbooks, job announcements, posters, recruiting materials, websites, school newspapers, etc.

Public Non-Discrimination Notice

Child Care Training Consultants, LLC. does not discriminate on the basis of race, color, national origin, sex or disability. For further information, contact:

Name and Title: THERESA VADALA, Executive Director/Owner-Child Care Training Consultants, LLC

Office Address: 8124 Dancing Bull Ct

Phone Number: (702) 837-2434

Days/Hours Available: Monday – Thursday 9:00 AM-5:00 PM, Friday 9:00 – 12:00 PM

Email childcaretrainingconsultants1@gmail.com, 24/7

Child Care Training Consultants, LLC. does not discriminate in admission to its programs, services, or activities, in access to them, in treatment of individuals with disabilities, or in any aspect of their operations. The program also does not discriminate in its enrollment or classroom practices. In adhering to this policy, this program abides by the Federal Civil Rights Act, 42 U.S.C. 2000e; by the requirements of Title IX of the Education Amendments of 1972; by Sections 503 and 504 of the Rehabilitation Act of 1973; by the Americans with Disabilities Act of 1990; and by other applicable statutes and regulations relating to equality and opportunity. Questions, complaints, or requests for additional information regarding the ADA and Section 504 may be forwarded to the designated ADA and Section 504 compliance coordinator: (For Nevada Contact)

Sandy Jeanette, Director
Office of Diversity
Section 504/ADA Compliance Coordinator
(702) 455-5760; (702) 455-1416 (TDD)
Clark County Government Center
500 South Grand Central Parkway
Las Vegas, NV 89155-1113
Monday through Friday 8:00 am to 5:00 pm

NOTE: There is contact information on the website for each state.

Child Care Training Consultants, LLC. is an equal opportunity educator and employer. Accommodations are available upon request to those with documented disabilities. To request disability accommodations, please contact Theresa Vadala at (702) 837-2434 to discuss their individual needs for accommodations.

Accommodations may include large print, or audio recording on the internet web-sites.

Frequently Asked Questions

How Do I Register For My First Class?

- ❖ Log on to www.childcaretrainingclasses.org
- ❖ Select the *Courses by State* Tab
- ❖ Select State
- ❖ Click the gray boxes below to reveal course selection
- ❖ Select the class and click the “Add To Cart” button associated to that class. (Select as many classes as needed)
- ❖ Click view cart
- ❖ Fill out your payment details (Credit, Debit Cards) and upon payment you will be re-directed to the registration page. Do not close out of the payment screen after payment as you need to complete the registration. If something happens, check your email (and your spam folders) for a link to the registration page.
- ❖ After you complete your registration you will have immediate access to your training page and you will see your class listed under *Active Courses*

How Do I Register For Additional Classes?

- ❖ Choose the new class you want to take and click the “Add To Cart” button. Make the payment and wait to be redirected to the registration page.
- ❖ At the top of the registration page, you will see a link for “Existing Members”. Be sure to click that link so that you can associate the new class with your existing email and login codes.
- ❖ If you forgot your login password, click the ‘lost password’ button and enter your email.

Why do I need to buy a coupon?

Due to regulations, if you are purchasing a class for another person, you **MUST** buy a coupon: otherwise the certificate will print with the purchaser’s name. When you receive a coupon, enter the coupon code to create your own account.

NOTE: Complete instructions on how to purchase coupons are listed under the *Help Tab* on the home page of the website.

How Do I Get A Copy Of My Certificate?

- ❖ Once you log in to your class, you will have access to the training material, assignments, and the final quiz.
- ❖ You need to score a **70% or higher** to pass the quiz. When you pass, you will have the ability to instantly print your certificate from the web page.
- ❖ Certificates are available immediately after passing the quizzes for each respective course. They can be found under **Completed Courses in the My Courses tab**.

NOTE: Complete instructions on how to purchase coupons are listed under the *Help Tab* on the home page of the website.

AK - CHV 1.A Child Development: Infant, Toddler, Preschool

Level:

Beginning Intermediate Advanced

3 Clock Hours/0.3 CEUs


Online/Self-paced Training

Course Fees \$15

Target Audience: Child Care Providers

Course Materials: Self-study Guide

Course Description: Early childhood development is the foundation for community development and economic development. Learn the foundational aspects of growth and brain development that takes place during the first years of life, Piaget’s stages of cognitive development, Erikson’s stages of psychosocial development, and social-emotional milestones.



AK - FAM 2.A Building Stronger Relationships: Parental Involvement & Family Engagement

Level:

Beginning Intermediate Advanced

3 Clock Hours/0.3 CEUs


Online/Self-paced Training

Course Fees \$15

Target Audience: Child Care Providers

Course Materials: Self-study Guide

Course Description: Learn the fundamental concepts and techniques on enhancing parental involvement within the school community. Identify methods and techniques to address the dynamics of parents and managing generational differences within the school community. Apply strategies to embrace all students, parents, and families from diverse backgrounds, and recognize features of effective communication to keep all parents engaged.



AK – ASSESS 3.A

AK – CH/FAM 4.A

AK – CUR 5.A Early Childhood

Language Development:

Phonological Awareness

Level:

Beginning Intermediate Advanced

3 Clock Hours/0.3 CEUs


Online/Self-Paced Training

Course Fees \$15

Target Audience: Child Care Providers

Course Materials: Self-study Guide

Course Description: Learn the fundamentals of speech and language milestones and phonological awareness activities to help build students' language development. Increase your knowledge on implementing effective strategies for teaching students who are limited in their language proficiency (L.E.P). You will also maximize your knowledge on storytelling and curriculum planning, reading with a purpose, reading readiness, reading methods and models appropriate for preschool children.



AK - PRO 6.A The Fundamental Principles of Adult Learning Level:

Beginning Intermediate Advanced

3 Clock Hours/0.3 CEUs


Online/Self-paced Training

Course Fees \$15

Target Audience: Child Care Providers

Course Materials: Self-study Guide

Course Description: Learn the fundamental principles of Adult Learning based on Knowles andragogy. Learn the key components to understanding adult learning and engaging adults in learning for effective transfer of learning. Implement inclusive learning, accommodate cultural differences, and engage parents through Adult Learning Theory. Recognize and implement learning styles and instructional strategies using multiple intelligences to create an effective learning environment for learners.



EVALUATION FORM

Name: _____
(Optional)

Date: _____

Feedback is one of the best ways for trainers to determine what is working well in their workshops and to identify areas where additional growth may be needed. Please take a few minutes to share your thoughts about this training.

Please check "✓" how much you agree with each statement about the training.

Statements	<i>Strongly Disagree</i>	<i>Disagree</i>	<i>Neither Disagree or Agree</i>	<i>Agree</i>	<i>Strongly Agree</i>	<i>N/A</i>
1. The training environment was prepared upon my arrival.						
2. The training started and ended on time.						
3. The training was well-organized.						
4. The trainer was knowledgeable about the topic was able to provide timely feedback to questions.						
5. The trainer encouraged participant interaction.						
6. The trainer provided opportunities to engage in self-reflection.						
7. The training was sensitive to the needs of participants.						
8. The training kept me engaged and interested.						
9. The activities and content covered will be useful in my daily work.						
10. The activities were relevant to the training content.						
11. The training contributes to my educational, professional and/or personal development.						
12. The quality of the training met my expectations.						

Please rate your knowledge of the topic before and after the training with: Poor, Fair, Good, and Excellent.

Statements	<i>Poor</i>	<i>Fair</i>	<i>Good</i>	<i>Excellent</i>
13. BEFORE the training, my knowledge of the topic was:				
14. AFTER the training, my knowledge of the topic was:				

How can this training be improved? _____

Professional Development Contacts

Child Care Training Consultants, LLC.

Theresa Vadala, Ed. D.

CONTACT INFORMATION



Website: www.childcaretrainingclasses.org



Email: childcaretrainingconsultants1@gmail.com



Business Phone (702) 837-2424

