



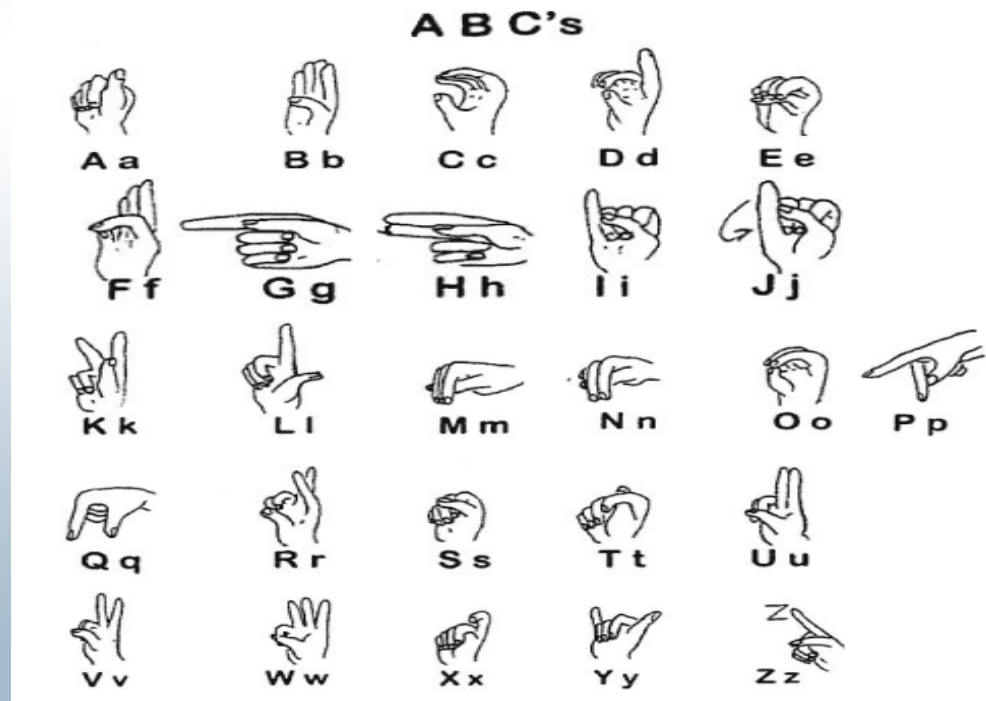
**Applying New Knowledge:
Learning & Transfer**

Child Care Training Consultants, LLC

Accredited by International Association for Continuing Education and Training (IACET)

Sign Language in Child Care

Teaching American Sign Language (ASL) signs to infants and toddlers between the ages of 6 months to 36 months assists in the progress of communication between the parent/caregiver and child.



Dr. Theresa Vadala



**Applying New Knowledge:
Learning & Transfer**

Child Care Training Consultants, LLC


Accredited by International Association for Continuing Education and Training (IACET)

Sign Language in Child Care

Theresa Vadala, Ed. D

Child Care Training Consultants, LLC

Las Vegas, Nevada 89139



All rights reserved. No part of this manual may be photocopied or reproduced in any form without written permission from the publisher. Moreover, no part of this publication can be stored in a retrieval system, transmitted by any means, recorded or otherwise, without written permission from the publisher.

Limits of Liability and Disclaimer of Warranty

The contents of this training “**Sign Language in Child Care**” is for Educational Purposes Only. While every precaution has been taken in preparing this manual, including research, development, and testing, the Author assumes no responsibility for errors or omissions. No liability is assumed by the Author for damages resulting in the use of this information.



**Applying New Knowledge:
Learning & Transfer**

Child Care Training Consultants, LLC

Accredited by International Association for Continuing Education and Training (IACET)

<p>CKA 3: Child Growth and Development Title: WY 3.1 Sign Language in Child Care</p>	<p>3 Hours</p>	<p>0.3 CEUs</p>
---	-----------------------	------------------------



Dr. Theresa Vadala
(Instructor & Curriculum Designer)





**Applying New Knowledge:
Learning & Transfer**

Child Care Training Consultants, LLC

Accredited by International Association for Continuing Education and Training (IACET)

**Thank you for choosing
Child Care Training Consultants, LLC.,**

Learning Assessment

Read the material provided, take the 5-10 quiz questions and
complete the training evaluation at the end of the course.

Participants must receive 100% on individual courses to obtain a certificate of completion.

Questions?

We are happy to help.

Support Services:

Please contact us 24/7 at

childcaretrainingconsultants1@gmail.com

Business # 702.837.2434



**Applying New Knowledge:
Learning & Transfer**

Child Care Training Consultants, LLC

Accredited by International Association for Continuing Education and Training (IACET)

Child Care Training Consultants LLC., Goal

The goal is to empower educators as they take Child Development Associate (CDA) courses to make a powerful difference in the lives of young children!

Mission Statement

“Child Care Training Consultants, LLC’s is committed to provide research-based professional growth and development training courses primarily focused on the Child Development Associate. The CDA is the nation’s premier credential that is transferable, valid, competency-based and nationally recognized in all 50 states, territories, the District of Columbia, community colleges and the United State Military.

Vision

Child Care Training Consultants, LLC’s vision is to provide the early childhood community with courses based on CDA competency standards to obtain their CDA Credential and assist in reaching their goal as an exceptional early childhood educator to ultimately achieve higher child outcomes.




**Applying New Knowledge:
Learning & Transfer**

Child Care Training Consultants, LLC

Accredited by International Association for Continuing Education and Training (IACET)

About the Instructor

Theresa has over 30 years experience in the field of Early Childhood Education. During that time, she served as a Preschool Teacher, Disabilities Coordinator, Program Facilitator, and Director of an Early Childcare Program. She has a Doctoral Degree in Educational Leadership with Specialization in Curriculum and Instructional Design. Theresa is a Professional Growth & Development Trainer and Curriculum Designer and offers web-based courses internationally. She is the Executive Director/Owner of of the training organization Child Care Training Consultants, LLC., (CCTC).

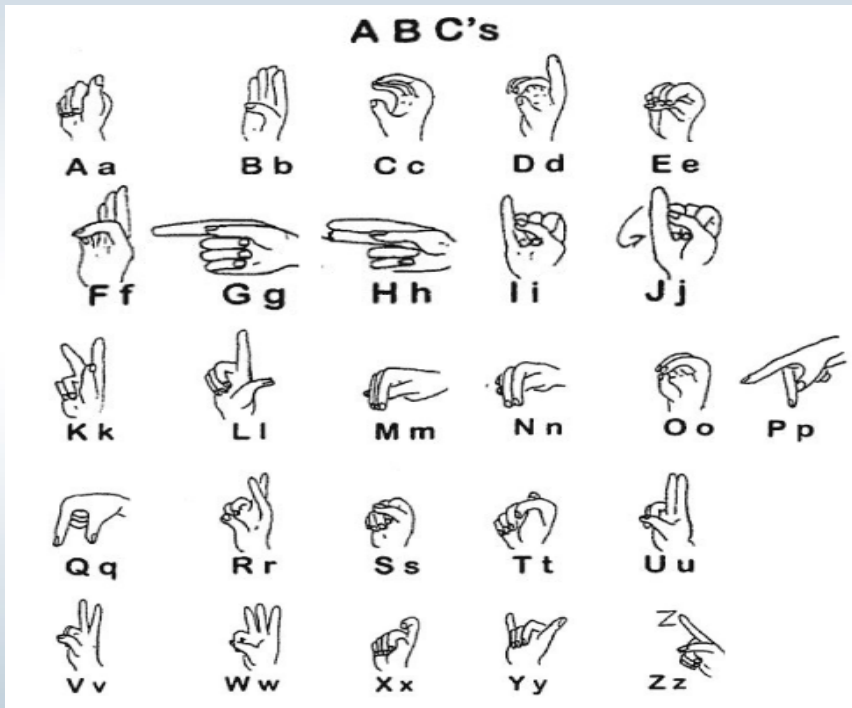


Business Description

Child Care Training Consultants, LLC. (CCTC) is an accredited provider (AP) with the International Association for Continuing Education and Training (IACET) that provides Continuing Education Units (CEU) for adult education nationally. The business is also a recognized training organization with the Council for Professional Recognition, Child Development Associate Council (CDA), National Credentialing Program.



Learning Objectives



Participants will be able to:

1. Identify Benefits of Sign Language to communicate with students.
2. Identify activities for speech development
3. Identify Sign Language to communicate with babies.

Review

References



Agenda

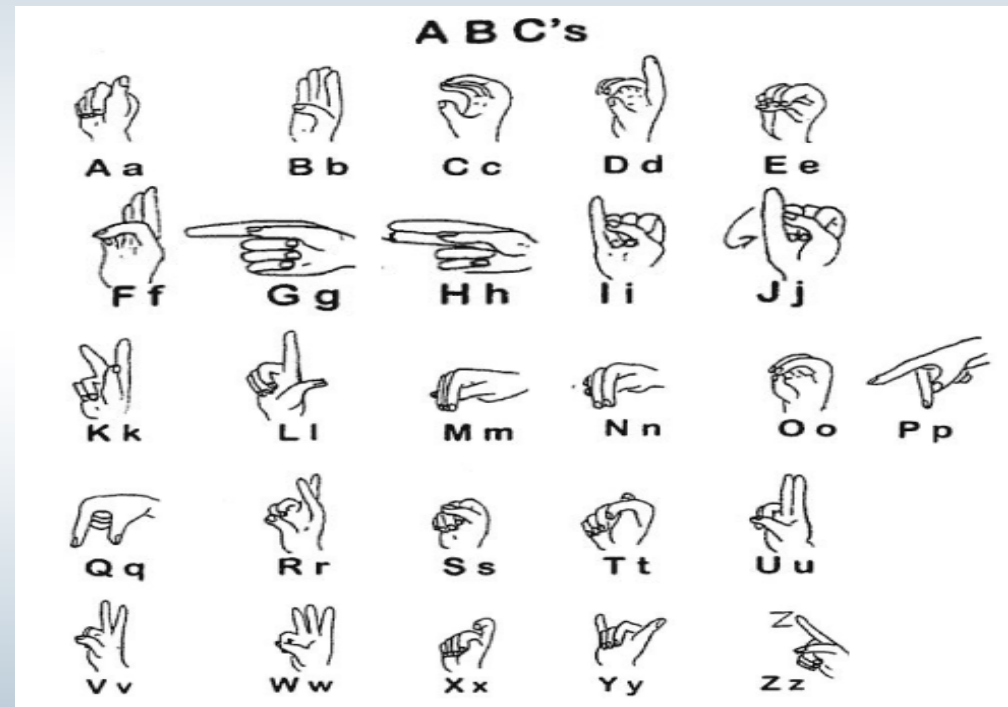
Part 1: Benefits of Sign Language

Part 2: Speech Development

Part 3: Babies and Sign Language

Review

References





PART 1: Benefits of Sign Language

- **Signing Does Have Educational Benefits**
- **Babies and Children Can Use Real American Sign Language**
- **Signing Does Not Hurt Speech Development; It Enhances it.**



Benefits of Sign Language

There are so many benefits for utilizing Sign Language.

Everyone has had moments in their lives when they could not communicate their needs in a way others could understand. The result is a level of frustration beyond compare. Children are the same as adults in this regard.

Wanting something and being unable to explain what exactly is wanted frequently results in loud crying, utter frustration, and/or tantrums. So the first benefit of using Sign Language to offer the ability to express his or her important needs and thoughts.



Benefits of Sign Language

Function

- Communication is an essential skill children will learn in order to survive

Benefits

- Increased ability to use language to communicate. Teaching a baby or toddler signs that correlate with needs and desires will give him the confidence to communicate.


Potential

- Using sign language has the potential to increase a child's interest and comprehension of books when she is older. Children who are exposed to sign language as infants or toddlers are more likely to understand the nuances of the English language and have an enhanced ability to communicate as well as understand what others are trying to communicate.



Sign Language and Other Languages


Greek Sign Language



Spanish Sign Language



British Sign Language



In Canada and the United States of America, ASL (American Sign Language) is generally the preferred method of sign language. Sign languages are as different as speech, for example in France they use LSF (langue des signes française), England uses BSL (British Sign Language), German uses GSL (German Sign Language) and many others, but none can claim to be the origin of sign language.



American Sign Language



American Sign Language (ASL) has been one of the primary means of communication for the deaf since the early 1800s after Thomas Hopkins Gallaudet helped to develop the language and then went on to establish a university for the deaf. Now, the practice of teaching hearing children sign language is gaining popularity nationwide.

The history of American Sign Language didn't truly begin until 1814 when deaf education was introduced to the U.S. There is virtually no information about American Sign Language history before this time.

Early in the 1800s, there were only a few thousand deaf Americans. No standard signed language existed at this time, but various signing systems were created in the deaf communities. These sign systems are now known as Old American Sign Language. The American Sign Language of today is actually related to this language.



English as a Second Language and Signing

- Signing can bridge this gap
- Stimulates psychological and emotional growth and development
- Offers another way to communicate in the classroom and with others





English as a Second Language and Signing

The United States has approximately 40 million Spanish speakers, as well as non-English speaking immigrants from countries around the world. The high numbers of non-English speaking children have had a significant impact on American schools as teachers and students alike struggle to overcome cultural and linguistic barriers in the classroom. Language barriers can have a significant negative impact on a student's academic success.





English as a Second Language and Signing

Anytime you can communicate clearly, a conversation is more beneficial. When a conversation is one-sided, and you cannot express yourself in a way that delivers a message properly, the experience can be frustrating. The same goes for young children. To make it worse, the point never gets across., stimulating psychological and emotional growth and development.





PART 2: Speech Development

The use of sign language has proven to be beneficial for children in a wide variety of settings. Sign language also enables children to communicate effectively with their deaf parents. Sign Language has also proven to be a successful intervention with children with special-needs including autism and Down syndrome.

Research shows that sign language hastens speech development, reduces frustration in young children by giving them a means to express themselves before they know how to talk, increases parent-child bonding, and lets babies communicate vital information, such as if they are hurt, or hungry. A 2000 study funded by the National Institutes of Child Health and Human Development, shows that young children who learn sign language speak sooner than other children.

The psychological and emotional benefits of signing with babies includes giving your infant a means of expressing emotions in a way that gets an immediate and correct acknowledgment. This is quite satisfying to a baby and toddler. When a baby wants something and you hand it to them, the pleasure they express is one of pure satisfaction and joy. Once they realize that this form of communication is working to their advantage they crave more. It really is an amazing process to watch.



Sign Language is for Everyone!!!

Children with a variety of performance levels can be taught to utilize sign language. Many abnormal behaviors related with autism and other developmental disabilities, such as aggression, tantrums, self-injury, anxiety, and depression, are often attributed to an inability to communicate to others. Sign language allows the child to communicate using signs and may motivate the verbal language process.

Another possible benefit of teaching a child to sign may be the facilitation of their attentiveness to social gestures of others as well as of themselves. Teaching sign language to children with autism and other developmental disabilities does not interfere with learning to talk, but teaching sign language along with speech has proven to speed up spoken communication.





Teaching Children Sign Language

Step 1

- Choose a goal and determine the reason you and your child want to learn sign language. Does your child want to communicate with a classmate who is hearing impaired? Or maybe she wants to have a "secret" language with her best friend? By making a goal, you can focus on learning certain types of signs.

Step 2

- Teach the signs for the letters of the alphabet and numbers first. Since many signs begin with a letter, it is helpful to learn these first. Plus, your child gets an immediate sense of mastery.

Step 3

- Group signs into themes and stories to enhance learning. For example, you can learn signs for favorite children's songs, including Old MacDonald. Use favorite picture books as a starting point and learn to tell the story using signs.

Step 4

- Watch DVDs and play games to learn sign language. PBS Sprout online, Signing Time Kids and Thinkquest have fun, interactive websites.

Step 5

- Learn from the experts. Take a class in ASL or Children's Sign Language program. Ask a friend, neighbor or family member who is hearing impaired to teach you and check your accuracy.



mom



dad


Baby Sign Language—



grandma



grandpa



sister



brother

Baby Sign Language—



aunt



uncle



happy



I love you

Baby Sign Language—



hurt



bed



book



bear

Baby Sign Language—



dog



cat



eat



drink

Baby Sign Language—



more



all done



milk



water

Baby Sign Language—



apple



cereal

When first starting out with baby sign language, you will want to do just a few signs that you repeat over and over. Once the baby learns these first few signs you can expand your repertoire. You want to start out with signs that you can use frequently and that represent something compelling to the baby.



ABC's



A a



B b



C c



D d




E e



F f



G g



H h



I i



J j




K k



L l



M m



N n



O o



P p



Q q



R r



S s



T t



U u



V v



W w



X x



Y y



Z z



Songs Sign Language




Simple sign language songs can turn into a lifetime of quicker educational development.

Start with a simple song that is popular and easy to learn. Children's songs have simple lyrics and can be quite beautiful to watch being translated/sung in sign language. Already knowing a song by heart helps the beginning signer focus on learning the new skill of signing without having to try and remember new or unfamiliar lyrics at the same time.



More Sign Language Words





Signing in Day Care

- Noise Level
- Minimize Stress and Frustration
- Reduces the 'Guesswork'
- Reduces Biting
- Meaning full interactions





Signing in Day Care

Signing helps keep noise levels down in daycare's by reducing frustrated screaming and crying.

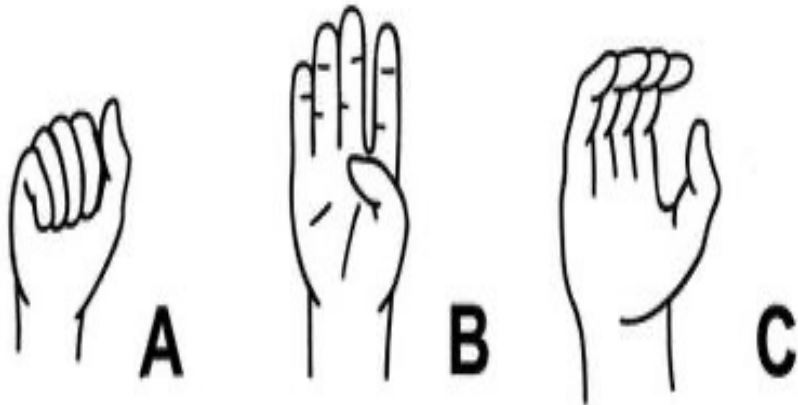
Signing minimizes stress and frustration for caregivers who are responsible for meeting the needs of many children at once.

Signing reduces the 'guesswork' in meeting each child's needs resulting in more available time for positive, developmental interactions.

A recent study shows that signing significantly reduces problems with biting that most daycare's have. Biting happens when a child becomes frustrated in their environment causing them to lash out in nonconstructive ways.



Part 3: Babies and Sign Language



Baby sign language is a way to teach infants how to communicate using hand gestures. Hand gestures are easier for a baby than controlling their vocal chords. Using sign language enables your baby to start communicating about six months earlier than if you were just relying on speech. Being able to sign accelerates your baby's progress to words as well. Studies show that signing babies develop larger speaking vocabularies than their non-signing counterparts.



Babies and Sign Language

Research suggests that using baby sign language may improve a child's ability to communicate and ease frustration, particularly between ages 6 months and 2 years. During this period, children begin to know what they want, need and feel, but they don't necessarily have the verbal skills to express themselves. Baby sign language allows children to use their hands to bridge the communication gap. Slightly older children who have developmental delays may benefit, too. Teaching and practicing baby sign language also can be fun and give you and your child an opportunity to bond.

To begin teaching a child baby sign language, familiarize yourself with signs through books, websites, community classes or other sources. You can also use variations of American Sign Language. Start with signs to describe routine requests, activities and objects in your child's life — such as more, drink, eat, mother and father.



Babies and Sign Language

- **Set realistic expectations.** Feel free to start signing with a child at any age — but remember that most children aren't able to communicate with baby sign language until about age 8 months.
- **Stay patient.** Don't get upset if the child uses signs incorrectly or doesn't start using them right away. The goal is improved communication and reduced frustration — not perfection.
- **Be consistent.** Repetition is the best way to ensure the child's success in using baby sign language. Encourage the child's other caregivers to use the same signs, too.



Teaching Babies Sign Language

Step 1

- Purchase books or video resources aimed at teaching children and parents sign language. This will allow you to learn right along with the baby and teach them the correct signs.

Step 2

- Start early. Babies can begin to learn and understand sign language as early as six months of age, just as they begin to recognize spoken language.

Step 3

- Pick a few simple signs to start. Experts recommend that you start teaching signs that are need based and highly motivating to the baby. Start with signs that involve eating, such as "eat," "drink," and "milk." It is also recommended that you use signs like "mother," and "father."

Step 4

- Sign consistently when you have the baby's complete attention. Use signs like "eat" just as your are giving the baby food. Or use "milk" just before you are about to give the baby a bottle.

Step 5

- Observe the baby and take note of what he seems to want to communicate about. This will help you pick new signs that the baby will be interested in learning. For example, signs such as "I'm hungry" or "I'm thirsty" are very useful and will help the baby begin to communicate.

Teaching communication skills is one of the key aspects childcare. Many of the frustrations and emotional meltdowns that children experience come from their inability to communicate, experts say. Fortunately, children develop large muscle coordination before small muscle coordination, and teaching children sign language is an easy, fun, and effective way to take advantage of this and give them the skills they need to begin communicating early in life.



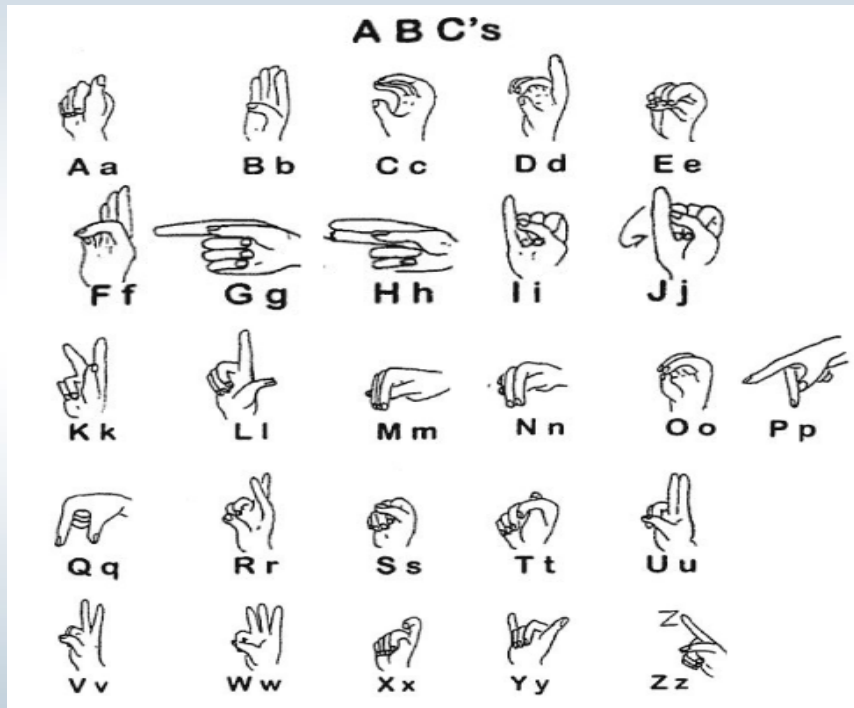
Signing in Day Care

During meal time confusion can be greatly reduced just by knowing what it is your child is asking for. Whether it be "cracker, milk, apple, etc." this sort of acknowledgment to their wants is very exciting for a baby or toddler and boosts their self esteem and confidence levels. It's not just about getting the snack or meal they desire, it's about them being able to communicate it and receive it. That's a very exciting concept to young children and it keeps them wanting to absorb more and more knowledge of their surroundings.

The use of sign language gives children with special needs the opportunity to meaningfully interact with typically developing children. General acceptance of children with special needs is greatly boosted.



Review



Participants will be able to:

1. Identify Benefits of Sign Language to communicate with students.
2. Identify activities for speech development
3. Identify Sign Language to communicate with babies.

Review

References



Sign Language Websites

- <http://www.babies-and-sign-language.com/baby-sign-benefits-daycare.html>
- <http://babysignlanguage.net/childcare-centers/>
- http://www.ehow.com/how_8169327_teach-asl-preschool-children.html
- <http://www.sheknows.com/parenting/articles/829453/fun-ways-to-teach-your-child-sign-language>
- http://www.education.com/magazine/article/Sign_Language/



**Applying New Knowledge:
Learning & Transfer**

Child Care Training Consultants, LLC

Accredited by International Association for Continuing Education and Training (IACET)

**Thank you for choosing
Child Care Training Consultants, LLC.,**

Learning Assessment

Read the material provided, take the 5-10 quiz questions and
complete the training evaluation at the end of the course.

Participants must receive 100% on individual courses to obtain a certificate of completion.

Questions?

We are happy to help.

Support Services:

Please contact us 24/7 at

childcaretrainingconsultants1@gmail.com

Business # 702.837.2434